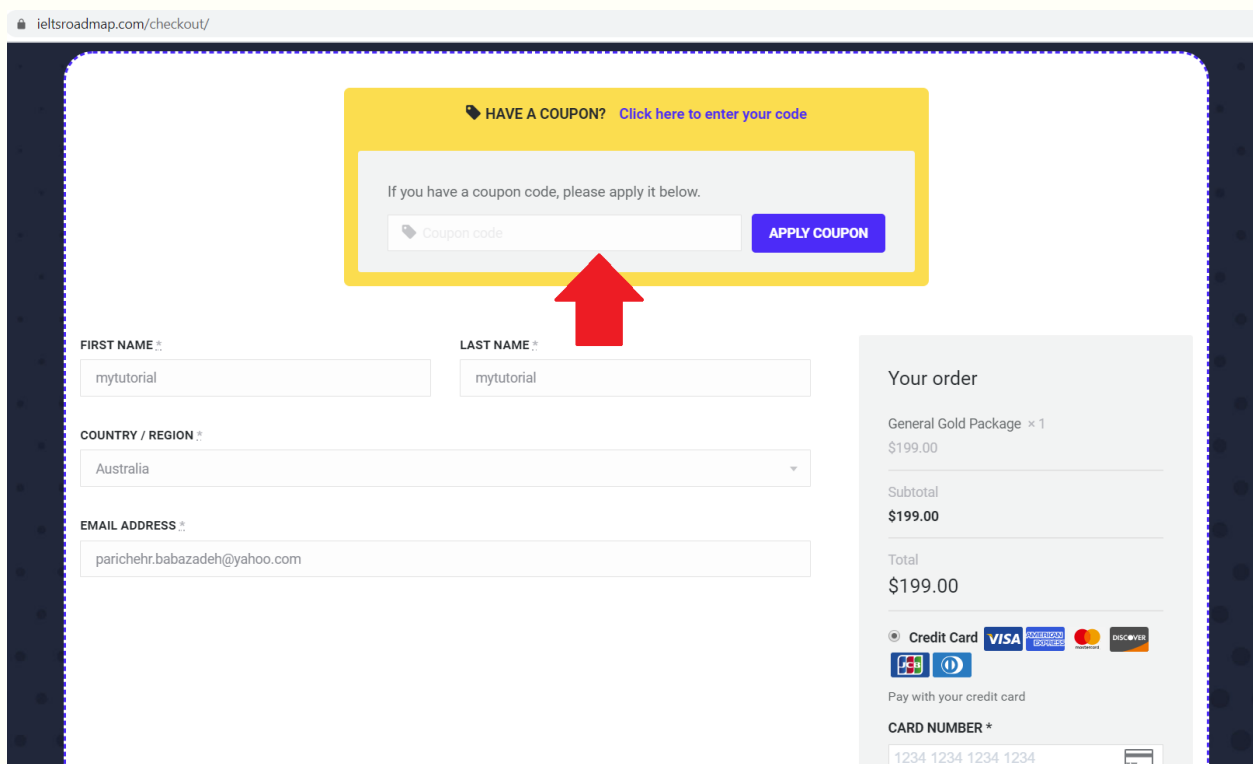


My Wallet

Introducing IELTSroadmap to your friends

Guys IELTSroadmap has an amazing feature called “My Wallet” which helps you save money on the courses you buy from us! This is done by introducing our courses to your friends, family members or anyone else interested in studying for the IELTS with us.

Simply give your **username** to that person, then they will enter your username as a coupon code to get an 8% discount on the courses they buy.



The screenshot shows the checkout page at ieltsroadmap.com/checkout/. A yellow box highlights the coupon code section, which includes the text "HAVE A COUPON? Click here to enter your code" and "If you have a coupon code, please apply it below." Below this is a text input field labeled "Coupon code" and a blue "APPLY COUPON" button. A red arrow points to the "Coupon code" field. The main checkout form contains the following fields:

- FIRST NAME *: mytutorial
- LAST NAME *: mytutorial
- COUNTRY / REGION *: Australia
- EMAIL ADDRESS *: parichehr.babazadeh@yahoo.com

On the right side, the "Your order" summary shows:

- General Gold Package × 1: \$199.00
- Subtotal: \$199.00
- Total: \$199.00

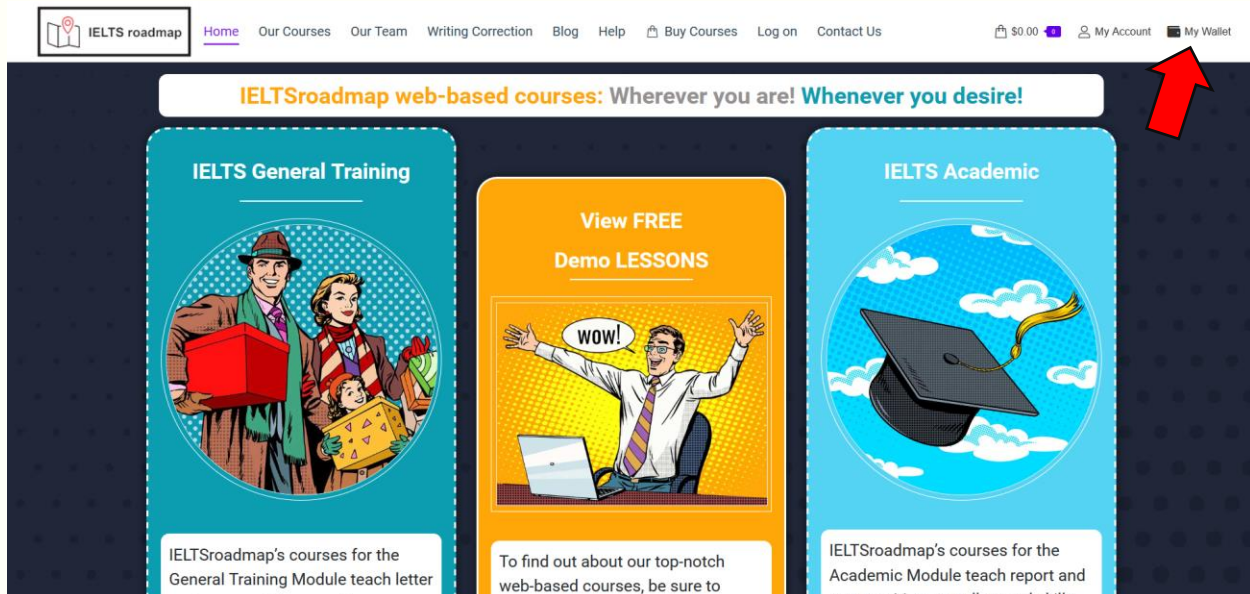
Payment options include Credit Card (with logos for American Express, VISA, MASTERCARD, and DISCOVER) and "Pay with your credit card". The CARD NUMBER field shows "1234 1234 1234 1234".

Managing My Wallet

But wait there's more! You as the person who has introduced the courses will also earn credit in My Wallet. The credit you earn is equal to the 8% discount your friend, family member or anyone else who's used the coupon code has received. You can then use this credit to buy more courses from us! How awesome is that?!

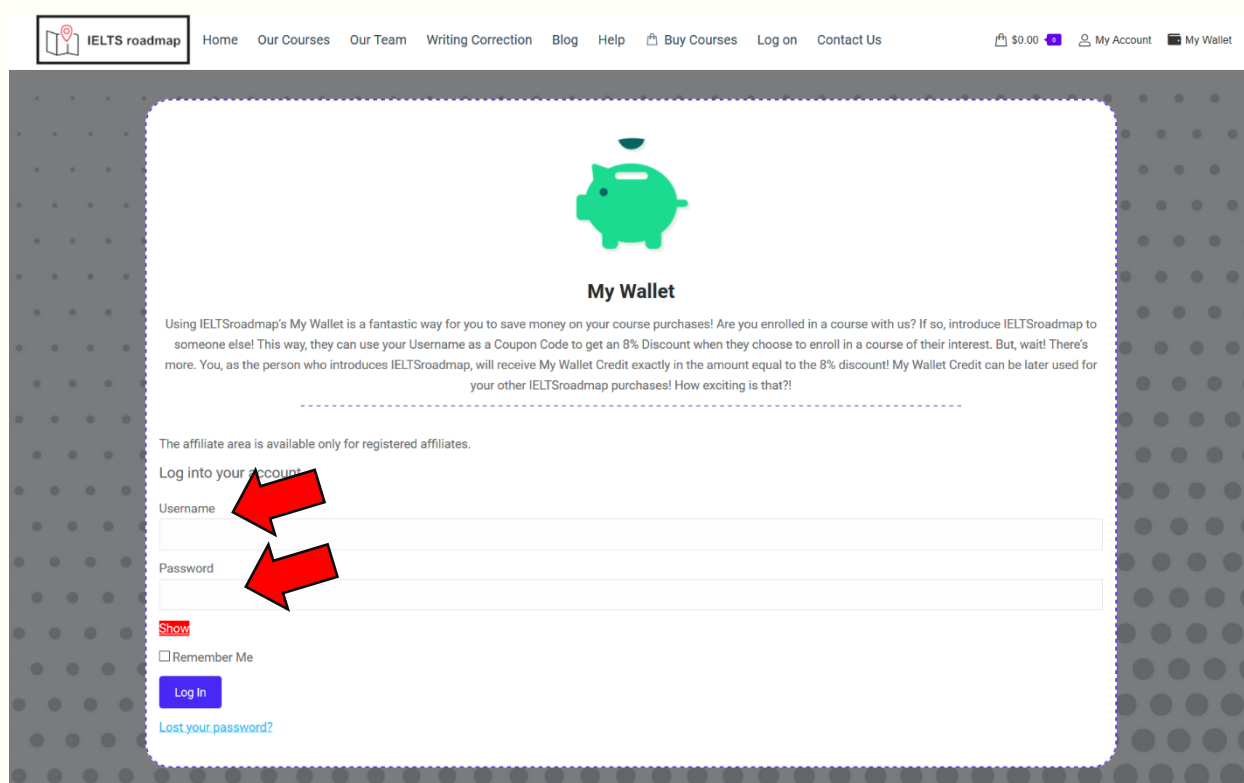
To find out about your balance in My Wallet, your affiliate code, and how to use the credit earned follow the steps below.

On the website, click on My Wallet.



The screenshot shows the IELTS Roadmap website interface. At the top, there is a navigation bar with the following items: IELTS roadmap logo, Home, Our Courses, Our Team, Writing Correction, Blog, Help, Buy Courses, Log on, Contact Us, a currency indicator (\$0.00), My Account, and My Wallet. A red arrow points to the 'My Wallet' link. Below the navigation bar is a banner that reads 'IELTSroadmap web-based courses: Wherever you are! Whenever you desire!'. The main content area features three cards: 'IELTS General Training' with an illustration of a family, 'View FREE Demo LESSONS' with an illustration of a man at a laptop saying 'wow!', and 'IELTS Academic' with an illustration of a graduation cap.

If you are already logged in you will be directed to the My Wallet page, otherwise you will have to enter your username and password (created when you purchased the products).



IELTS roadmap Home Our Courses Our Team Writing Correction Blog Help Buy Courses Log on Contact Us \$0.00 My Account My Wallet

My Wallet

Using IELTSRoadmap's My Wallet is a fantastic way for you to save money on your course purchases! Are you enrolled in a course with us? If so, introduce IELTSRoadmap to someone else! This way, they can use your Username as a Coupon Code to get an 8% Discount when they choose to enroll in a course of their interest. But, wait! There's more. You, as the person who introduces IELTSRoadmap, will receive My Wallet Credit exactly in the amount equal to the 8% discount! My Wallet Credit can be later used for your other IELTSRoadmap purchases! How exciting is that?!

The affiliate area is available only for registered affiliates.

Log into your account:

Username

Password

[Show](#)

Remember Me

[Lost your password?](#)

Once you are on the page, you can view your “affiliate code” and your “available store credit”.

IELTS roadmap Home Our Courses Our Team Writing Correction Blog Help Buy Courses Log on Contact Us \$0.00 My Account My Wallet

My Wallet

Using IELTSroadmap's My Wallet is a fantastic way for you to save money on your course purchases! Are you enrolled in a course with us? If so, introduce IELTSroadmap to someone else! This way, they can use your Username as a Coupon Code to get an 8% Discount when they choose to enroll in a course of their interest. But, wait! There's more. You, as the person who introduces IELTSroadmap, will receive My Wallet Credit exactly in the amount equal to the 8% discount! My Wallet Credit can be later used for your other IELTSroadmap purchases! How exciting is that?!

[Affiliate URLs](#) [Statistics](#) [Payouts](#)

Affiliate URLs

Your affiliate username is: **farnood**

Your referral URL is: <https://ieltsroadmap.com/?ref=farnood>

Available Store Credit

You have a store credit balance of \$25.00.

1. This is YOUR affiliate code which should be given to the people you introduce the courses to
2. Your available amount of credit that can be used for your future purchases
3. This will display the details of your credit earned (when other people you introduce the course to, purchase the products)

To use your credit, you must first make sure you are logged in.

To use your credit, select a course you are interested in purchasing and add it to your cart. This will direct you to the payment page.

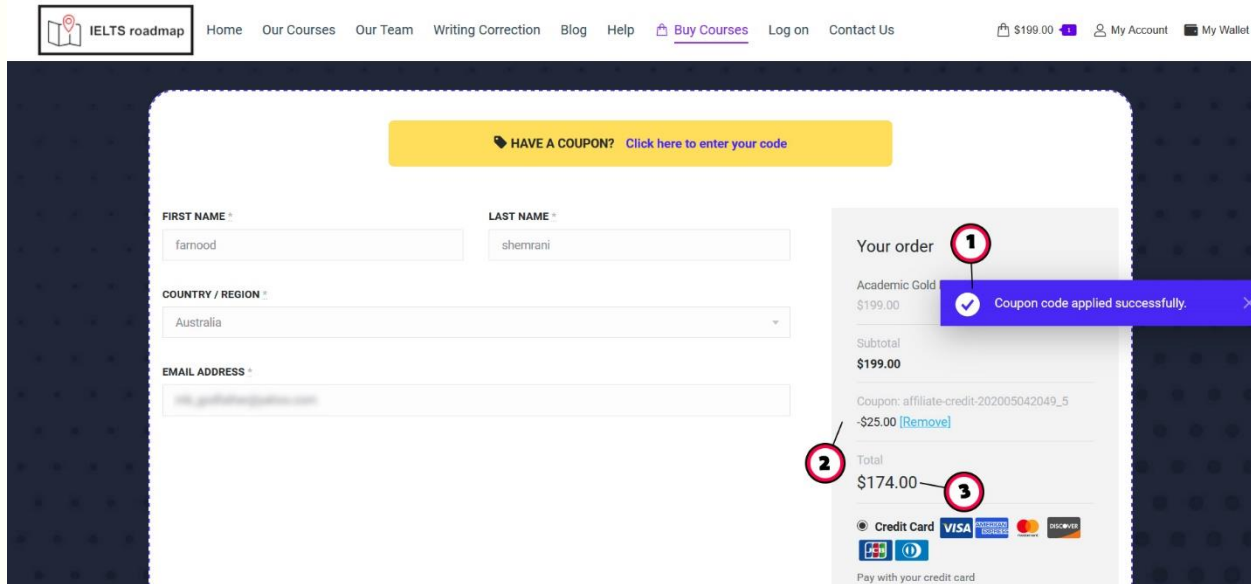
Once there, you will automatically receive a message asking you whether you wish to use the credit from My Wallet. See the image below:

The screenshot shows the IELTS Roadmap payment page. At the top, there is a navigation bar with the IELTS Roadmap logo and links for Home, Our Courses, Our Team, Writing Correction, Blog, Help, Buy Courses, Log on, and Contact Us. On the right, there is a shopping cart icon with a value of \$199.00, and links for My Account and My Wallet. Below the navigation bar, there is a yellow banner that says "HAVE A COUPON? Click here to enter your code". The main content area is divided into two sections. On the left, there is a form with fields for FIRST NAME (filled with "farnood"), LAST NAME (filled with "shemrani"), COUNTRY / REGION (a dropdown menu showing "Australia"), and EMAIL ADDRESS (filled with "farnood@ieltsroadmap.com"). On the right, there is a "Your order" summary showing "Academic Gold" for \$199.00, a Subtotal of \$199.00, and a Total of \$199.00. Below the summary, there are payment options for Credit Card (VISA, MASTERCARD, DISCOVER, AMERICAN EXPRESS) and a field for CARD NUMBER (filled with "1234 1234 1234 1234"). A blue notification box with a checkmark and a close button is overlaid on the right side of the page, containing the text "You have an account balance of \$25.00. Would you like to use it now? Apply". Two red circles with numbers 1 and 2 are placed on the notification box, with lines pointing to the "Apply" button and the balance amount respectively.

1. The available amount of credit

2. Click Apply to use this amount

Below is an image showing the page, once you have used credit from My Wallet.



1. Confirmation message
2. The amount deducted
3. The final payable amount

